

Signal Monitoring Applications

- Outage or degradation detection
- Alarm notification
- Proof of performance

Possible Switch Configurations

- Primary to Backup
- Internal input multiplexing
- Internal output selection
- Internal CW pilot activation

Installation Locations

- Cable television headends / hubs
- Broadcast Stations
- Institutional, commercial and multi-dwellings
- Satellite networks

Monitor remotely via SNMP or web browser

RFSD-2XA


RF Signal Monitor

Achieve system reliability using the RFSD-2XA to monitor your RF signal feeds. Configurable to work with multiple frequency bands and several analog and digital signal modulation types, for CATV, UHF Terrestrial Over-The-Air, and Satellite applications.

The RFSD-2XA utilizes new versatile VTP (Variable Tuning Platform) technology to satisfy today's monitoring needs and those in the future. Monitor single or multiple channels, on primary and backup signal feeds.

The RFSD-2XA detects complete signal outage, or degrading amplitude/quality parameters. Signal thresholds and alarm settings are easily programmed. Order with switches to fit your application needs.

"Reliability through Simplicity"



FRONT



REAR

RFSD-2XA

with XA-S2ACM-01 module(s)

Satellite System Reliability

L-Band RF Signal Monitor

For VSAT, Broadcast TVRO, & International DTH Signals

FEATURES

- Monitors digital satellite transponder signals' level and quality
- Real-time measurement display
- User-defined level and quality thresholds
- Alarm notification via SNMP, dry contacts, and front panel
- Friendly user interface
- USB interface for firmware updates & data transfer
- Store measurements for Proof-of-Performance reporting
- Powers LNBS and multi-switches
- Use for L, C, X, Ku, or Ka band applications
- High signal sensitivity
- Program and store up to 256 custom transponders
- Remote monitoring via SNMP or web browser

PHYSICAL FEATURES

- Easy to replace type F barrel connectors (BNC available)
- 2RU Rack-mount aluminum enclosure
- Color graphic LCD screen
- Numeric keypad with arrow key controls

MONITORING & TEST MODE MEASUREMENTS

- Signal Level (dBm, dBmV, or dBμV) with present and peak bar graph
- Demodulated Signal Quality (IRD, C/N, Eb/No, or Es/No)
- Current draw of LNB
- LNB frequency deviation (LNB LO drift estimate)
- Symbol Rate error

TEST MODE MEASUREMENTS

- Pre-FEC & Post-FEC BER (Bit Error Rate)
- PER (Packet Error Rate)
- Spectrum Screen (frequency on x-axis, amplitude on y-axis)
- Constellation Screen (I and Q demodulator values)

OPTIONS

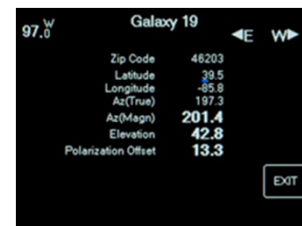
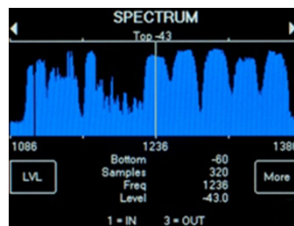
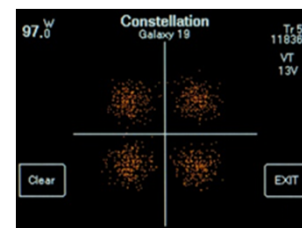
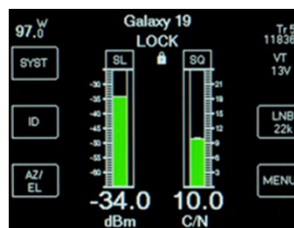
- Primary / Backup output switching
- Multiplexed inputs
- Multiple tuners for different input feeds
- Front panel test ports, -20 dB

SPECIFICATIONS

Frequency Range.....900-2150 MHz
Tuning Resolution.....4 kHz
Signal Level Range.....-75 to -15 dBm (+34 to +94 dBμV)
RF Level Accuracy.....+/- 2 dB typical, 3 dB max
Signal Lock Formats.....DVB-S (QPSK), DSS / DIRECTV Legacy (QPSK),
DVB-S2 (QPSK, 8PSK, 16APSK, 32APSK,
CCM, VCM, ACM),
Nominal Impedance.....75 Ohm
LNB Power.....13VDC for V/R, 18VDC for H/L, 21VDC, 29VDC
Switch Control.....22 kHz, DiSEqC
RF ConnectorType F-female standard, BNC optional
Power Supply100 to 240VAC, 50/60 Hz standard,
12VDC optional
Computer Interface.....USB and Ethernet
Size/Weight.....3.5"H (2RU) x 19"W / 12 lbs.
(8.9cm x 48 cm / 4.5 kg)
Warranty.....12 month limited
Specifications are subject to change without notice.

STANDARD ACCESSORIES

- AC line cord
- PC data transfer cable (USB)
- Quick Start Guide



Rev 11.04.2015

Manufactured by:



Applied Instruments, Inc.
5230 Elmwood Avenue
Indianapolis, Indiana 46203 USA
Tel: (317) 782-4331 Fax: (317) 786-9665
Toll Free in USA: 1-800-244-2976
<http://www.appliedin.com>

Sales Representative: